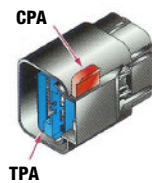



APEX 2.8 mm Connector Assembly Instructions

FEMALE

- 1** CPA and TPA in pre-staged position




- 2** Insert female terminal through rear mat seal.



- 3** Seat female terminal into connector cavity. Listen for audible "click."

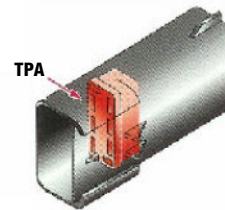


- 4** Push TPA into its locked position.




MALE

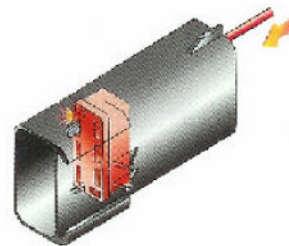
- 1** CPA and TPA in pre-staged position



- 2** Insert male terminal through rear mat seal.



- 3** Seat male terminal into connector cavity. Listen for audible "click."



- 4** Push TPA into its locked position.

