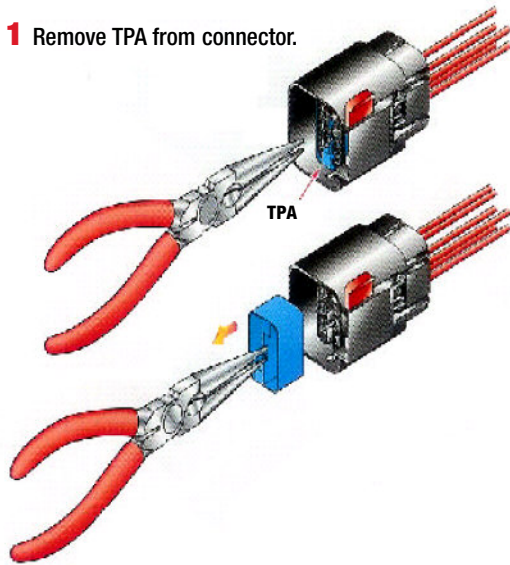


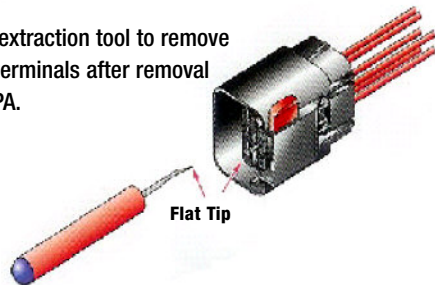
APEX 2.8 mm Terminal Extraction Instructions

FEMALE

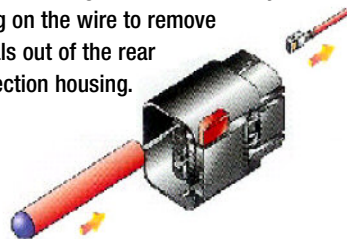
1 Remove TPA from connector.



2 Use extraction tool to remove the terminals after removal of TPA.




3 Slightly lift plastic finger lock in the cavity while pulling on the wire to remove the terminals out of the rear of the connection housing.



MALE

1 Remove TPA from connector.



2 Use extraction tool to remove the terminals after removal of TPA.



3 Slightly lift plastic finger lock in the cavity while pulling on the wire to remove the terminals out of the rear of the connection housing.

