

Programs Supported

- Power Supply
- Industrial Equipment
- Audio Equipment
- Lighting, Electronic Ballast
- Timing, Sample & Hold, Integrators

Benefits & Features

- Very low dissipation factor (DF)
- Stable with frequency and temperature
- Excellent pulse handling capability
- 105 and 125°C capability
- Most series self-healing (benign failure mode)

Single Metallized Construction - Medium pulse and AC current capability

DC Volt min/max	AC Volt min/max	Max. μF (min/max volt)	Series	Max. Temp °C	Max. dV/dt (min/max volt)	Pitch range (mm)	Self healing?	Comments
160 630	90 250	4.7 μF 0.68 μF	A70	105	5V/ μS 30V/ μS	(Axial)	Yes	DC or AC applications.
100 2000	63 700	27 μF 0.027 μF	PHE426	105	100 V/ μS 1500V/ μS	5 to 37.5	Yes	DC or AC applications. For small cap values and tight tolerances see also PFR (film/foil).
160 630	70 220	0.22 μF 0.018 μF	R79	105	100V/ μS 600V/ μS	5	Yes	DC or AC applications. For small cap values and tight tolerances see also PFR (film/foil).
160 2000	90 700	33 μF 1 μF	R75	105	300V/ μS 2500V/ μS	7.5 to 37.5	Yes	Recommended for DC & pulse applications (including DC with ripple.) May be used with AC but consider R74 also.
250 630	160 220	56 μF 22 μF	JSP	125	125V/ μS 250V/ μS	22.5 to 37.5	Yes	Stacked construction for high temp & small size. Also see R74 (including 125°C version) for AC applications.
420 1000	220 275	22 μF 10 μF	R71	110	250V/ μS 180V/ μS	10 to 37.5	Yes	Optimized for PFC (Power Factor Correction).
420 630	220 275	0.47 μF 0.15 μF	PHE429	110	150V/ μS 250V/ μS	15	Yes	Optimized for PFC (Power Factor Correction). Limited range, see R71 also.
	250 900	3.3 μF 0.47 μF	R74 R74 mini R74 125°C	105 & 125	2200V/ μS 2500V/ μS	10 to 37.5	Yes	Optimized for AC applications such as electronic ballast. 250VAC pitch 10-15 only. Mini: reduced size 600VAC, 470pF-18nF. 125°C: 500 & 700VAC, 680pF-100nF.

Double Metallized Construction - High pulse and AC current capability


DC Volt min/max	AC Volt min/max	Max. μF (min/max volt)	Series	Max. Temp °C	Max. dV/dt (min/max volt)	Pitch range (mm)	Self healing?	Comments
250 3000	180 1000	10 μF 0.033 μF	PHE450	105	2000V/ μS 2500V/ μS	7.5 to 37.5	Yes	DC or AC applications.
250 2000	180 700	15 μF 0.68 μF	R76	105	1100V/ μS 9500V/ μS	7.5 to 37.5	Yes	Recommended for DC & pulse applications (including DC with ripple.) May be used with AC but consider R77 also.
	250 900	0.1 μF 0.018 μF	R77	105	900V/ μS 9500V/ μS	15 to 27.5	Yes	Optimized for AC applications such as electronic ballast. For lower power applications see R74 (single metallized).

Film/Foil Construction - Highest pulse and AC current capability

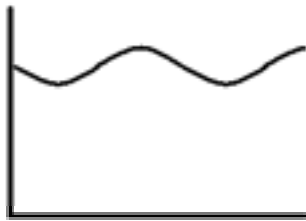
DC Volt min/max	AC Volt min/max	Max. μF (min/max volt)	Series	Max. Temp °C	Max. dV/dt (min/max volt)	Pitch range (mm)	Self healing?	Comments
100 2000	63 500	330nF 47nF	A72	105	3000V/ μS 27000V/ μS	(Axial)	No	DC or AC applications. 100-400V in smaller range. See 630V for highest cap values.
63 1000	40 250	22nF 1nF	PFR	100	1000V/ μS 1000V/ μS	5	No	Recommended for small cap values (down to 100pF) and tight tolerances to 1%. Best long-term stability.
100 2000	63 500	2.2 μF 0.22 μF	R73	105	2400V/ μS 54000V/ μS	15 to 37.5	No	DC or AC applications. For cost optimization check if a metallized capacitor will do.
1600 2000	650 700	22nF 3.3nF	PHE448	105	15000V/ μS 25000V/ μS	15	No	DC or AC applications. Limited range, also see R73. For cost optimization check if a metallized capacitor will do.

Continued on Back

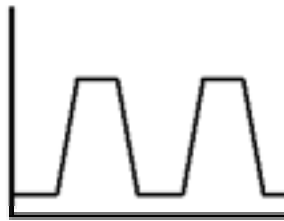
Polypropylene Film Capacitors



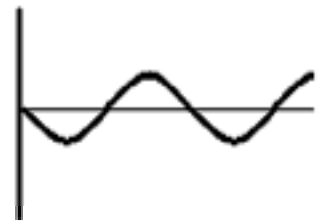
Robust construction for high performance



Example DC application
(filter)



Example DC application
(snubber)



Example AC application
(electronic ballast)