


MULTIGIG RT 3 and MULTIGIG RT 2-S Connectors

VPX advances with TE Connectivity's (TE) MULTIGIG RT connector platform:

- Data transfer rates to 25+ Gb/s
- Modular design with backward interoperability
- Ruggedized multipoint contact system meets VITA vibration standards

MULTIGIG RT 3 AND MULTIGIG RT 2-S CONNECTORS

VPX Advances with TE's MULTIGIG RT Connector Platform



FAST

- Enhanced PCB wafer and contact design supports increased bandwidth up to 25+ Gb/s

FLEXIBLE

- Meets interface requirements for VITA 46 connectors allowing backward compatibility with legacy VPX products
- Customizable to meet unique application requirements

MODULAR

- Modular design enables numerous configurations by interchanging higher-speed MULTIGIG RT 3 connectors with the legacy MULTIGIG RT 2 and MULTIGIG RT 2-R connectors.

RUGGED

- Contact design utilizes quad redundant contacts for optimum performance in shock and vibration

TE Connectivity's (TE) MULTIGIG RT 3 and MULTIGIG RT 2-S next generation lightweight, rugged, high speed backplane connectors meet the interface dimensions for VITA 46 VPX connectors.

They are backward compatible with legacy MULTIGIG RT products and offer the same reliable interface.

The new contact and wafer designs optimize signal integrity, extending data rates from 16-25+ Gb/s.

APPLICATIONS/MARKETS

- Military Electronics/C4ISR
- Avionics
- Ground Defense
- Missile Defense
- Space

STANDARDS AND SPECIFICATIONS


- Application Specification: 114-163004 (MULTIGIG RT 2, RT 2-R and MULTIGIG RT 3 Connectors)
- Product Specification: 108-2072 (MULTIGIG RT 2)
Product Specification: 108-2072-3 (MULTIGIG RT 3)
- Qualification Test Report: 501-544 (MULTIGIG RT 2-R) and 501-134091 (MULTIGIG RT 3)
- Electrical Performance Report: 505-2 (RT 2 and 2-R)
505-163005 (RT 3)
- Backplane Connector Removal: 408-10127 (RT 3)
- Daughtercard Connector Removal: 408-10454 (RT 3)
- Standards and Test Reports: #204690 (VITA 72 VPX Connector Report)

TE Components . . . TE Technology . . . TE Know-how . . .
AMP | AGASTAT | CII | HARTMAN | KILOVAC | MICRODOT | NANONICS | POLAMCO | Raychem
SEACON | Rochester | DEUTSCH

Empower Engineers to Solve Problems, Moving the World Forward.




PRODUCT OFFERING



	MULTIGIG RT 2 Connector	MULTIGIG RT 2-R Connector	MULTIGIG RT 2-S Connector	MULTIGIG RT 3 Connector
Speeds	10+ Gb/s	10+ Gb/s	16+ Gb/s	25+ Gb/s
Ruggedized	--	√	√	√
Mating Cycles	200	500	500	500
Quad-redundant contact System	--	√	√	√
Flexibility with Wafer Configuration	√	√	√	√
VITA 46 Intermateable	√	√	√	√
PCB Hole Dimension (Backplane)	0.56 (Ref)	0.56 (Ref)	0.56 (Ref)	0.37 (Ref)
PCB Hole Dimension (Daughtercard)	0.46 (Ref)	0.46 (Ref)	0.46 (Ref)	0.32 (Ref)
Release Date	2003	2013	2019	2019
Open VPX Standard	VITA 46.0	VITA 46.0	VITA 46.0	VITA 46.30

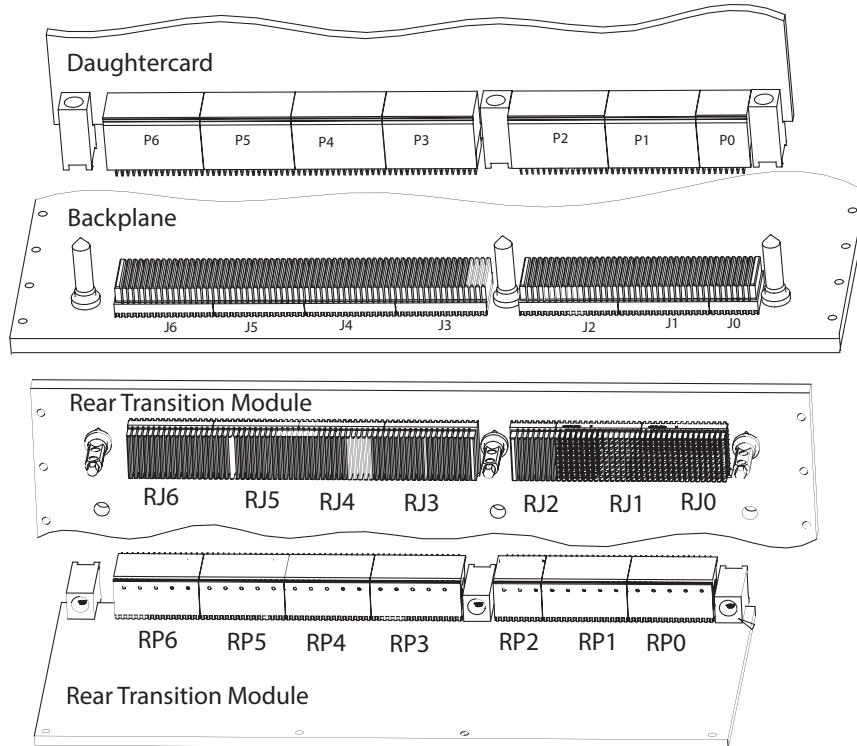
A VERSATILE PORTFOLIO THAT SUPPORTS FLEXIBILITY IN APPLICATIONS:

- PLUG-IN MODULES
- SYSTEMS
- POWER SUPPLIES
- BACKPLANES
- MEZZANINE (XMC) CARDS





ORDERING INFORMATION

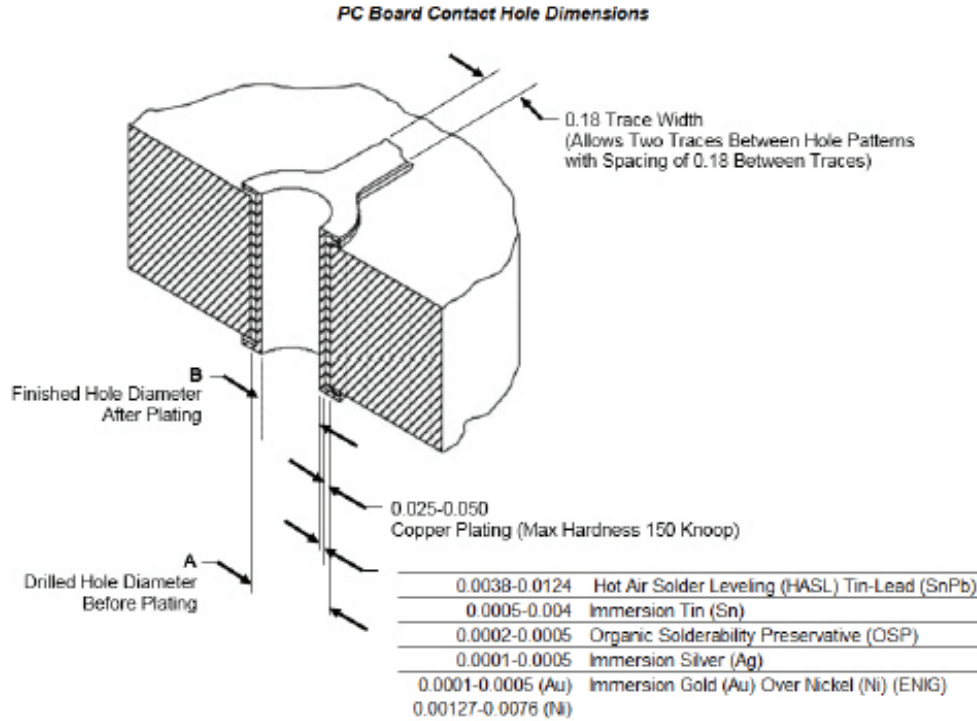


Note:
RT 2 or RT 2-R P0 connector can be used assuming wafers 7 and 8 (diff pairs) do not require higher data rates. These connectors have smaller compliant pins in columns 7 and 8 and RT 2 compliant pins in columns 1-6 (mixed hole pattern). RT 3 P0 BS J0 (2332816-1 & 2332817-1) have smaller compliant pins in columns 7 and 8.

TE Part Numbers for VITA 46 VPX								
Position	RT 2 (10Gb/s)		RT 2-R (Rugged 10Gb/s)		RT 2-S (16+ Gb/s)	RT 3 (25+ Gb/s)	RT 3 Highspeed with Power	
	Differential	Single Ended	Differential	Single Ended	Differential	Differential	Differential	
P0	1410189-3		2102772-1		2102772-1 (RT 2-R)	2102772-1 (RT 2-R)	2332816-1	
P1, 2, 3, 4, 5, 6	1410187-3	1410190-3	2102771-1	2102847-1	2302317-1	2302785-1		
J0	1410186-1		2102735-1		2102735-1 (RT 2-R)	2102735-1 (RT 2-R)	2332817-1	
J1, 3, 4, 5	1410140-1		2102736-1		2102736-1 (RT 2-R)	2302789-1		
J2, 6	1410142-1		2102737-1		2102737-1 (RT 2-R)	2302790-1		
DC Guide	1-1469492-X		2000713-X		2000713-X	2000713-X		
BP Pin	1-1469491-X		2000676-X		2000676-X	2000676-X		
VITA 46.10 RTM Part Numbers								
DC	RT 2 (10Gb/s)		RT 2-R (Rugged 10Gb/s)		RT 2-S (16+Gb/s)		RT 3 (25+ Gb/s)	
	Differential	Single Ended	Differential	Single Ended	Differential	Single Ended	Differential	Single Ended
RP0	1410968-3		2102773-1		2302319-1		2302794-1	
RP1, 3, 4, 5, 6	1410975-3	1410970-3	2102774-1	2102849-1	2302320-1	2102849-1	2302795-1	2102849-1
RP2	1410971-3	1410972-3	2102775-1	2102848-1	2302321-1	2102848-1	2302796-1	2102848-1
BP	RT2		RT2-R		RT 2-S		RT3	
Position	Full Load		Select Load		Full Load		Select Load	
RJ0	1410964-1	1410965-1	2102768-1	2102850-1	2102768-1 (RT 2-R)	2102850-1 (RT 2-R)	2302791-1	2302792-1
RJ1	1410140-1	1410966-1	2102736-1	2102851-1	2102736-1 (RT 2-R)	2102851-1 (RT 2-R)	2302789-1	2302793-1
RJ2	1410186-1		2102735-1		2102735-1 (RT 2-R)		2302788-1	
RJ3	1410142-1		2102737-1		2102737-1 (RT 2-R)		2302790-1	
RJ4, 5, 6	1410140-1		2102736-1		2102736-1 (RT 2-R)		2302789-1	
RTM DC Guide	1-1469492-X		2000713-X		2000713-X		2000713-X	
RTM BP Pin	1410956-1		2226127-1		2226127-1		2226127-1	
Modules for VITA 66.4 and 67.1 3U applications								
Position	RT 2 (10Gb/s)		RT 2-R (Rugged 10Gb/s)		RT 2-S (16+ Gb/s)	RT 3 (25+ Gb/s)		
P0+ P1A	1410326-3		2286250-1		2345723-1	2313237-1		
J0+ J1A	1410140-1		2102736-1		2102736-1 (RT 2-R)	2313238-1		



PC BOARD CONTACT HOLE DIMENSIONS



TIER	CONNECTOR	DIMENSIONS	
		A	B (nominal)
RT 2	Vertical Receptacle (Backplane)	0.63-0.67	0.56 (Ref)
RT 2-R	Right-Angle Plug (Daughtercard)	0.53 - 0.57	0.46 (Ref)
RT 2-S			
RT 3	Vertical Receptacle (Backplane)	0.43 - 0.47	0.37 (Ref)
	Right-Angle Plug (Daughtercard)	0.38 - 0.42	0.32 (Ref)

NOTE: All holes in the pc board must be precisely located to ensure proper placement and optimum performance. The pc board layout must be designed using the dimensions provided on the customer drawing.

LET'S CONNECT

We make it easy to connect with our experts and are ready to provide all the support you need. Just call your local support number or visit te.com to chat with a Product Information Specialist.

Technical Support

te.com/support-center

North America	+1 800 522 6752	Asia Pacific	+86 400 820 6015
North America (Toll)	+1 717 986 7777	Japan	+81 044 844 8180
EMEA/South Africa	+800 0440 5100	Australia	+61 2 9554 2695
EMEA (Toll)	+31 73 624 6999	New Zealand	+64 (0) 9 634 4580
India (Toll-Free)	+800 440 5100		

te.com/multigig-rt3

AMP, AGASTAT, CII, DEUTSCH, HARTMAN, KILOVAC, MICRODOT, MULTIGIG RT, NANONICS, POLAMCO, Raychem, SEACON, TE Connectivity, TE, TE connectivity (logo) are trademarks owned or licenses by the TE Connectivity Ltd. family of companies. Other products, logos, and company names mentioned herein may be trademarks of their respective owners.

While TE Connectivity (TE) has made every reasonable effort to ensure the accuracy of the information herein, nothing herein constitutes any guarantee that such information is error-free, or any other representation, warranty or guarantee that the information is accurate, correct, reliable or current. The TE entity issuing this publication reserves the right to make any adjustments to the information contained herein at any time without notice. All implied warranties regarding the information contained herein, including, but not limited to, any implied warranties of merchantability or fitness for a particular purpose are expressly disclaimed. The dimensions herein are for reference purposes only and are subject to change without notice. Specifications are subject to change without notice.

Consult TE for the latest dimensions and design specifications.

© 2019 TE Connectivity All Rights Reserved.

2352031-1 02/19